

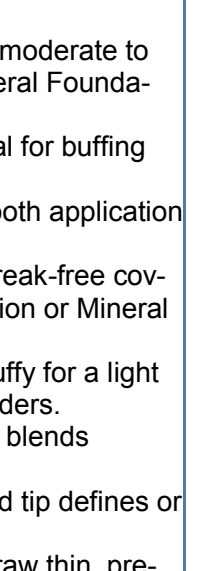
Look & Feel Sensational Styles and Spa

Open Until 9pm Avon • 356.9226

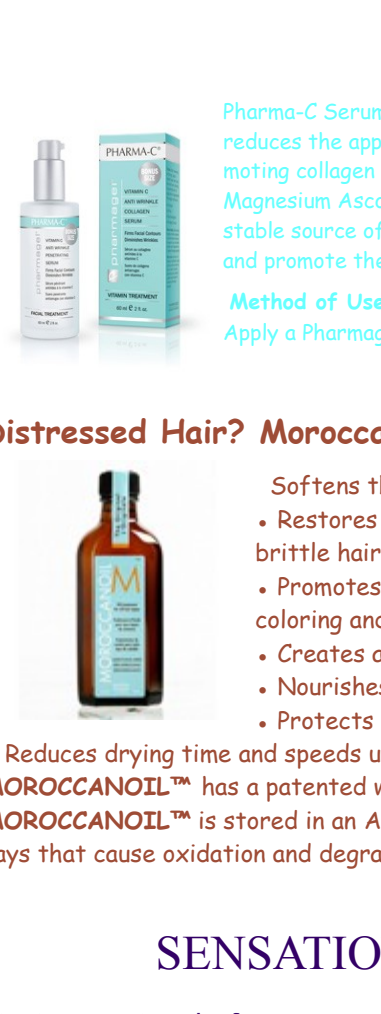
Up coming classes FOR Young Living oils

September 1st 2011~Thursday 5:30-7:00 Back to Basics ~ essential oils 101	Fourth Newsletter for 2011
October 6th 2011~Thursday 5:30-7:00 Women's Hormone Health	
November 3rd 2011~Thursday 5:30-7:00 Stress, Anxiety and Depression	
December 1st 2011~Thursday 5:30-7:00 Dr. Mom	
January 3rd 2012 ~Thursday 5:30-7:00 Chemical Free Home (Bath, Body and Cleaning products you make yourself)	

Beauty Resolution with Youngblood Coral and Azur: Island Girl Gorgeous
Cool coral and rich blue-gray are one of our favorite color combinations. Worn together, this dynamic duo lends a tropical feel to eyes, cheeks and lips.
Director of Education & Artistry, Philip Luque, shows you how to make a splash with these refreshing shades:
~Apply **Crushed Mineral Eye shadow** in Azurite all over lids, keeping the color below the crease.
~Sweep **Pressed Mineral Blush** in Tangier onto apples of cheeks.
~Apply **Lipstick** in Coral Beach all over lips.



There's one for every artistry need!

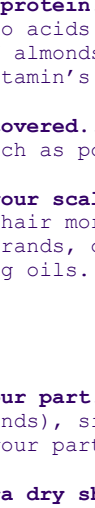


BUY NOW

- Ultimate Foundation Brush** ~for moderate to full coverage of Natural Mineral Foundation.
- Kabuki Brush** ~in two sizes, ideal for buffing on loose minerals.
- Concealer Brush** ~provides smooth application of our cream-textured products.
- Liquid Foundation Brush** ~for streak-free coverage of Liquid Mineral Foundation or Mineral Radiance Moisture Tint.
- Super Powder Brush** `full and fluffy for a light dusting of pressed or loose powders.
- Eye shadow Brush** ! seamlessly blends shadow.
- Crease/Smudge Brush** ~ tapered tip defines or smudges eyes.
- Eyebrow Brush** ~ designed to draw thin, precise lines.
- Contour Blush Brush** ~provides precise placement of loose or pressed blush.
- Eye/Lip Brush** ~ versatile tapered brush.

Pharma-C Serum®, a 10% Vitamin C facial concentrate treatment, drastically reduces the appearance of wrinkles, fine lines, and sagging skin by actively promoting collagen and elastin formation, the building blocks of youthful skin. The Magnesium Ascorbyl Phosphate form of Vitamin C in this product is the only stable source of Vitamin C that has been proven to rapidly absorb into the skin and promote the formation of collagen
Method of Use:Use once a day AM or PM. Allow to penetrate for 60 seconds. Apply a Pharmagel moisturizer of your choice on top of Pharma-C Serum®.

Distressed Hair? Moroccan oil™



- Softens thick unmanageable hair.
- Restores shine and softness to dull lifeless hair. Strengthens brittle hair.
- Promotes healing and provides nourishment to hair damaged by coloring and styling.
- Creates an optimal balance for the hair and scalp.
- Nourishes the scalp (alleviates itchy, dry scalp)
- Protects against UV damage and other environmental factors.

• Reduces drying time and speeds up styling time.
• **MOROCCANOIL™** has a patented weightless formula with no build up.
• **MOROCCANOIL™** is stored in an Amber Glass bottle to protect the oil from ultraviolet rays that cause oxidation and degradation.

SENSATIONAL Summer Hair Ideas

Protect your strands from sun, surf, sand, and humidity with this all-purpose guide to warm weather hair care tips

Pool or Beach hair repair...For a hydrating hair mask on the go, rinse your hair with cool water and soak it from root to tip with Quench conditioner by Tressa. Then slick it back into a chic bun or braid. The heat will help the product penetrate your strands.

Get Perfect Summer Waves...You don't need to frolic in the sand to get sexy summer waves. Land-lovers can mist KIS Spray Gel with Omega-SPA Complex or SUPPLEX on damp locks and blow-dry strands with a diffuser to get tousled styles without heading to the beach.

Ditch your Dryer...And try my secret for weather-proof hair. Wash your strands before bed, spritz roots with Root Lifter, ends with Perkit and the Transforming gel, now twist hair into a loose bun at the top of your head, and secure with open-ended pins. When you wake up, remove the pins. Soft waves should tumble down. If they don't, use your fingers to gently comb through big knots

Cool down your Blow-dryer... When blow-drying your hair, stay close to an air conditioner or fan to avoid sweating from the heat (or hello, extra frizz). The extra air flow will also help dry your strands faster, causing less overall damage.

Use a cooling shampoo...Nioxin with peppermint for a tingly, spa-like shower experience at home. The minty extract will also increase circulation in your scalp, promoting more hair growth.

Try the feather trend...Celebs are obsessed with the 1970s-inspired feather extensions, but these funky accessories are only available while supplies last, give us a call.

Eat more protein...Hair is made of keratin, which is a type of protein. So, adding more amino acids to your diet will help your tresses (and nails) grow stronger. Carry a pack of almonds for an energy- (and strand-) boosting treat on the go. Or take Nioxin vitamin's it does the trick.

Keep it covered...If your hair has recently been colored, try to keep it out of the sun as much as possible. Wear a cute scarf or a hat to protect your tresses.

Suds up your scalp...As the mercury rises (sweat, grime, salt water!), you'll be washing your hair more frequently, which can lead to dry ends and faded color. When shampooing strands, only massage cleanser into roots to avoid stripping away naturally nourishing oils.

Switch your part...If your hair falls flat, (the extra moisture in humid air can weigh down strands), simply switch your part to the opposite side to add volume and lift, or zig-zag your part. Trend-seekers can experiment with deeper parts.

Keep Kenra dry shampoo in your purse...If sticky, steamy temperatures normally leave your hair feeling greasy before lunchtime, carry an aerosol dry shampoo to refresh locks in a jiffy. Just spray over oily patches and brush (or finger tousle) hair as needed to remove residue.

Eliminate tangles...If your hair is hard to comb after washing (salt-water and chlorine create killer knots), comb your Tressa conditioner through your hair. Lather shampoo as usual, rinse thoroughly, and follow with conditioner. Comb through with a wide tooth comb.

Stoak up on hobby pins...Should the humidity cause your perfectly flat-ironed hair to curl, or your bangs to flip the wrong way, you can easily pin back strands or transform your tresses into a cool updo with these old school stand-bys.

Embrace your curls...Summer might be the perfect time to wear your naturally curly hair in freely-formed coils, but straighter styles are harder to execute. Instead, opt for textured waves and smooth Operator by Tressa over strands before letting hair air-dry. Or let your curls run free.

Cut down on drying time...After washing your hair, wring out any extra moisture with a towel (no rubbing!) and allow strands to dry up to 80% before blow-drying straight. Cutting back on hot tool uses reduces damage significantly. For extra-smooth locks, maraccon oil or argan oil add shine serum and dry one three-inch section of hair at a time, while focusing the nozzle of the dryer over the brush.

Take your vitamins...It's not enough to just eat a healthy diet. Taking a regular multi-vitamin will strengthen strands and allow your hair to grow longer, meaning fewer salon visits in the long run.

Rinse with cool water...For those who believe in "no pain, no gain," run your hair under the coldest water you can stand for a few seconds before getting out of the shower. The icy blast will seal cuticles shut, leaving your strands super shiny.

Go Sleek...Whether at the pool or ocean, don't jump in with freshly washed hair (unless you're donning a swim cap). Chlorine, chemicals, and salt water are rough on cuticles, and freshly-washed tresses are more vulnerable to damage.

Add a headband...Aside from keeping your neck cool, a slicked-back ponytail accents your features and gives you an instant lift. Secure strands with a coated elastic band that matches your hair color, and be sure to place the ponytail about two inches above the top of your ears for a face-flattering profile.

Heal split ends...Before you cut, smooth one of our oil's onto the ends of your hair to bring them back to life. It rejuvenates damaged hair.

Sign up for a Recell treatment...Chemicals and free radicals from the pool, sun, salt water, and air conditioning can damage cuticles and dull the hair. At your next salon appointment, ask your stylist about shine treatments that can infuse locks with protein-building complexes to repair the damage done by summer strand-stressors.

Mix it up...Summer is the perfect time to really have fun with your hair. Try a different look each day from beachy waves, to braids, to a messy chignon (fancy ponytail), to a sleek ponytail. Toss on a hat or clip in some flowers for extra pizzazz.

Build your bun...Depending on your hair type, try experimenting with different bun-building accessories to keep your top knot looking fresh for hours. Women with finer hair can use filler pieces or extensions to add oomph to wimpy buns while women with thicker hair can use corkscrew pins to hold their coils in place.

Add Body at bed time...If you have straight hair and need a lift part your damp hair into five or six sections, twist into little buns, and secure with pins. When you wake up, shake out strands for big, wavy bombshell hair. If your hair is thicker, allow it to air dry for thirty minutes before setting into buns.



Sensational Styles & Spa
Hair & Body Service for the entire family

BACK TO SCHOOL HAIRCUTS

with Sam or Jessica
12 and under
\$9.95



Hours M-F 8 a.m. to 9 p.m. Sat 8 a.m. - 4 p.m.
CHECK OUT OUR WEBSITE!
www.sensationalstylespa.com

Not valid with any other offer or coupons.
Offer expires Sept. 15, 2011

\$10.00 off
Sensational Styles & Spa
INTRODUCES
Exclusively with Gloria

Summer Special
\$65.00
(regular session \$75)
Expires 08/31/2011

RAINDROP TECHNIQUE
Experience The amazing Benefits for Yourself!
"416 sessions completed after treatment - 98% felt better 89% improved in health..."

RAINDROP TESTIMONIES!

The amazing benefits of the Raindrop Technique are, to say the least, life changing. Whether it is emotional balancing, depression, chronic pain and inflammation or chronic illness you suffer from.....Raindrop will change the way you think, feel and believe.

Here is what just a few people have to say about their experience with Raindrop:

"My experience with having a raindrop is really hard to explain, there are not words to explain how beautiful the experience is! I was speechless. You feel absolutely carefree, nothing matters, your life has a fresh start! Its more than amazing!"

-Nancy Stalboerger, Spring Hill

"I knew that when I recently found myself in that deep dark place of depression that I would find my salvation with my oils. To my dismay, nothing was working. I had lost my desire to want to help myself. I no longer wanted to be a mom, a wife, a business owner, a friend....I essentially did not want to exist. I called my best friend for help. She immediately came over and performed a Raindrop Technique with the purest intention to help. The next morning I felt as though I had a grasp on my life once again. I was full of love and light and passion. I had focus and clarity and my desire to want to heal. I had the confidence to face the obstacles in front of me that needed to be faced. I thank GOD everyday my friend took a Raindrop workshop and knew how to perform this technique"

-Anonymous Client

"I have had the pleasure to experience the raindrop twice this far in my pursuit to a healthy lifestyle and I can't even begin express what it has done for me. I have always been the type of person who holds it all in until I just can't take it anymore and I explode. Since having children I have realized that not only is keeping it all not good for me, but also not good for the family. Since have raindrop done I am more apt to discuss and evaluate issues with a more relaxed state of mind and not jump to that crazy hysterical place I would go before. It is a great feeling to feel more in control."

-Anonymous client

"I have had a close personal relationship with a young lady who has been depressed for years not willing to help herself get to happier place in her life. For Christmas I. Purchased a session with Jane Reckow for her to perform the raindrop on her since that there has been very few glimpses of that sad little girl."

-Anonymous client

What will your testimony be?

Call the Salon today at 320-356-9226 to schedule your Raindrop Session with Gloria!